

PACIFIC MPS SOLUTIONS

PACIFIC SUSTAINABLE AGGRESSIVE PORTFOLIO

GBP Strategy Sheet
AS AT 31 MAR 2026

OVERVIEW

Investment objective

The Portfolio aims to maximise capital growth using sustainable investments, with a significant bias towards equity market exposure.

Suitability

Designed for investors who seek investment growth over a term of 5-10 years and who are prepared to place the majority of their capital at risk to achieve strong market returns.

Inception date

31 Mar 2021

Asset allocation profile

The portfolio can invest in all asset classes, with up to 100% equity exposure, including higher-risk sectors like emerging markets and technology.

Risk profile

The portfolio adopts a higher approach to risk and it is anticipated its volatility will not exceed 110% of global market equity volatility.

Benchmarks and Return Objective

ARC Equity Risk

CHARGES INFORMATION

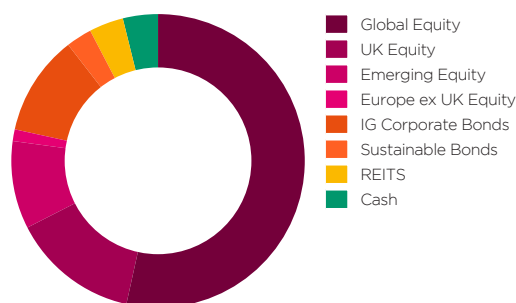
DFM	Transaction Costs	Ongoing Charges Figure	Total Charges*
0.00%	0.14%	0.84%	0.98%

*Total Charges includes all ongoing fund charges and transaction costs. There is no DFM fee for this portfolio. Total excludes adviser and platform charges.

PORTFOLIO HOLDINGS OVERVIEW

Current Asset Allocation (%)

Equity	78.4%
Fixed Income	13.9%
Alternatives	3.8%
Cash	3.9%
Total	100.0%



Strategy Holdings in Detail (%)

Sector	Security Name	Currency	Weightings
Access Fund	Pacific Multi-Asset Sustainable - Balanced Fund GBP A	GBP	45.0%
Global Equity	Amundi MSCI World SRI Climate Paris Aligned I GBP Acc	GBP	16.5%
Global Equity	CT Sustainable Global Equity Income C Acc	GBP	11.0%
Global Equity	Janus Henderson Global Sustainable Equity G Acc	GBP	11.0%
UK Equity	Janus Henderson UK Responsible Income G Acc	GBP	8.0%
Emerging Equity	Amundi MSCI Emerging Markets SRI Climate Paris Aligned IG GBP	GBP	6.5%
Cash	Sterling Cash	GBP	2.0%
Total			100.0%

Full Look Through Holdings (%)

The below funds are those selected on platform in addition to those accessed via the Sustainable access fund.

Asset Class	Sub Class	% Holding	Holding	%
Equity: 78.4%	Global Equity	53.5	Amundi MSCI World SRI Climate Paris Aligned I GBP Acc	16.54
			CT Sustainable Global Equity Income C Acc	10.99
			Janus Henderson Global Sustainable Equity G Acc	10.66
			Schroder Global Sustainable Value Fund	4.68
			AMUNDI MSCI WORLD SRI C NZ	4.52
			Janus Henderson Global Sustainable Equity	2.91
			iShares Global Clean Energy ETF	1.68
			L&G Healthcare Technology & Innovation ETF	1.41
			CT Responsible Global Equity	0.07
	UK Equity	14.0	Janus Henderson UK Responsible Income G Acc	7.92
			Janus Henderson UK Responsible Income	3.67
			CT Responsible UK Equity B Acc	2.43
	Emerging Equity	9.7	Amundi MSCI Emerging Markets SRI Climate Paris Aligned IG	6.56
			Amundi MSCI Emerging ESG Leaders	1.76
GIB AM Emerging Markets Active Engagement			1.35	
Europe ex UK Equity	1.3	Mirabaud Discovery Europe ex UK Fund	1.29	
Fixed Income: 13.9%	IG Corporate Bonds (GBP)	11.1	Rathbone Ethical Bond Fund	4.86
			EdenTree Sterling Bond Fund	3.46
			Liontrust Sustainable Future Corporate Bond	2.74
	Sustainable Bonds	2.8	iShares Development Bank Bond	1.43
			iShares Green Bond	1.41
Alternatives: 3.8%	REITS	3.8	KBI Global Sustainable Infrastructure Fund	3.79
Cash: 3.9%	Cash	3.9	Cash	3.87

COMMITMENT TO RESPONSIBLE INVESTING

As a business, Pacific Asset Management applies a firm-wide sustainability culture. Our philosophy is that everything we do should, to some extent, be viewed with a sustainable mindset.

This means we don't segregate sustainability and investment decision making, all of our investment professionals are responsible for both.

As well as being a proud signatory to the **UN Principles for Responsible Investment** (UN PRI), our independently managed tool - **EnlightenESG** - aims to educate and provide guidance in assessing client ESG preferences and help make better choices.



Whilst many are retreating from sustainability due to increasing regulatory requirements, Pacific is absolutely committed to prioritising sustainability by increasing headcount, enhancing our sustainable investment processes, stewardship, and oversight.



Our commitment to transparency and accountability continues through our **UK Stewardship Code reporting**, to which Pacific Asset Management is now a signatory as of August 2025.

Pacific's sustainable offering has also seen substantial growth, now exceeding £400 million in assets, reflecting the ongoing demand and momentum in this area.

CLIENT BENEFITS



Sustainable solutions designed to accommodate a range of client risk appetites and returns expectations.



Helping clients meet their investment goals whilst abiding by strict ESG principles.



Outstanding track record of sustainable multi-asset investing with highly experienced investment team.



Established and disciplined investment process focusing on the sustainability credentials of all the underlying investments.

IDENTIFYING SUSTAINABLE INVESTMENTS

We analyse and compare potential investments using globally recognised sustainable frameworks.

In addition, any asset managers we invest with must be UN PRI Signatories and exclude harmful activities i.e. Controversial Weapons, Tobacco, Alcohol, Gambling, adult entertainment, UN Global Compact violators, thermal coal and oil fuels.

INVESTING TO MAKE A DIFFERENCE

The sustainability process is not just about measuring past performance, but stress-testing sustainability criteria both in the present and in the future. The team look under the hood of the selected funds, to ensure they understand their key performance, concentration risks, regional allocations, style/factor exposure and sustainability drivers.

Within the Sustainable portfolios, the team aim to achieve two goals:

- 1 Create diversified, multi-asset products that can deliver strong risk adjusted returns for clients
- 2 Implement everything within the portfolios in a sustainable manner

“ We believe that these two goals are not mutually exclusive and we can build portfolios with long-term return potential that provide true diversification but still meet stringent sustainable criteria. ”

WILL THOMPSON
Chief Sustainability Officer

Alongside the team’s rigorous process to select investment managers, they use a globally recognised framework to assess the sustainability credentials of the underlying investments.

Global Sustainable Investment Alliance

The GSIA is globally recognised framework which classifies the universe of sustainable products against a range of sustainable targets. This allows the team to define the nature of our sustainable implementation and calculate the percentage of the portfolio covered by a sustainable target.



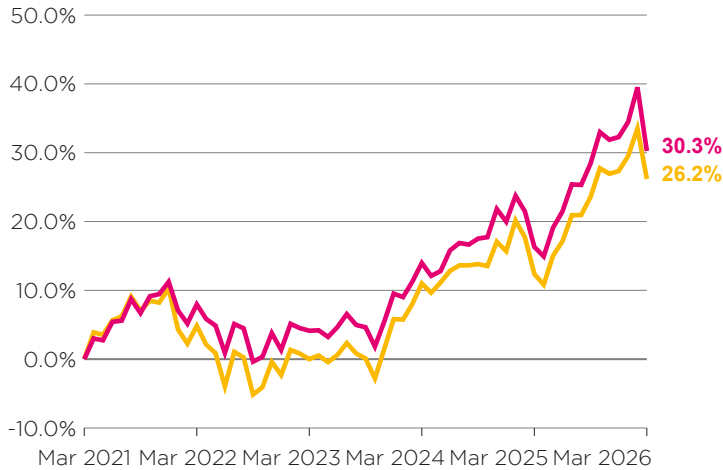
PERFORMANCE AND RISK OVERVIEW

Pacific Sustainable Aggressive Portfolio GBP from 31 Mar 2021 to 31 Mar 2026

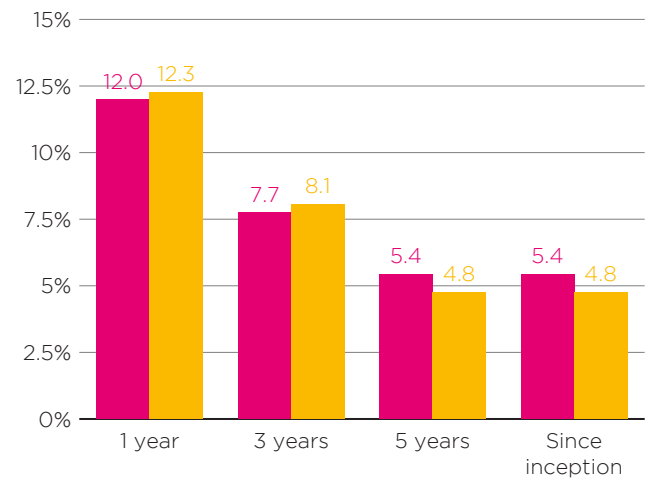
● Pacific Sustainable Aggressive Portfolio

● ARC Equity Risk

Cumulative Performance (%)



Period Returns (%)



Annual returns (%)

	2022	2023	2024	2025	2026
Portfolio	-8.9%	8.1%	9.6%	10.2%	-1.5%
ARC	-11.4%	8.3%	9.3%	10.1%	-0.9%

Performance and risk characteristics

	Annualised Compound Return (%)	Annualised Volatility (%)	Sharpe Ratio
Portfolio	5.4%	7.9%	0.3
ARC	4.8%	8.5%	0.2

Year-on-year performance (%)

	31 Mar 21 to 31 Mar 22	31 Mar 22 to 31 Mar 23	31 Mar 23 to 28 Mar 24	28 Mar 24 to 31 Mar 25	31 Mar 25 to 31 Mar 26
Portfolio	8.0%	-3.5%	9.5%	2.0%	12.0%
ARC	4.8%	-4.6%	11.0%	1.3%	12.3%

Important Information

The data displayed comprises a simulated performance period from 31 March 2023 to 31 December 2025, designed to reflect the portfolio's risk and return characteristics using investible assets. From 01 January 2026, the performance shown reflects actual returns. All performance figures are presented net of fees. Past performance is not a reliable indicator of future performance and is not guaranteed.

Source: Pacific Asset Management and Bloomberg.

PLEASE GET IN TOUCH

Pacific Asset Management
74 Wigmore Street,
London, W1U 2SQ
United Kingdom

Contact us
T +44 20 3970 3100
E mps@pacificam.co.uk

www.pacificam.co.uk
For more information,
updates and to find out
more please visit our website

IMPORTANT INFORMATION - FOR AUTHORISED USE ONLY

This document is issued and approved by Pacific Capital Partners Limited (PCP), which is authorised and regulated by the Financial Conduct Authority. This document is intended primarily for internal use, but may be distributed upon request to investment professionals and exempt investors in accordance with the FSMA 2000 (Promotion of Collective Investment Schemes Exemptions Order 2005) for authorised purposes only. It does not constitute advice, an offer or a recommendation to purchase or sell any financial products and you should not rely on the information in making an investment decision. The information and analysis contained herein are based on sources believed to be reliable. However, we do not guarantee their timeliness, accuracy or completeness, nor do we accept liability for any loss or damage resulting from your use or reliance upon this document. Any opinions expressed reflect our current judgment at the date of this document and are subject to change without notice. Past performance is not necessarily a guide to future performance. This report is not directed to or intended for distribution to or use by any person or entity in any jurisdiction where such distribution, publication or use would be unlawful. This document may not be reproduced (in whole or in part), transmitted, modified or used for any public or commercial purpose without the prior written permission of PCP. Pacific Asset Management is a trading name of PCP.