

# PACIFIC G10 MACRO RATES

IP SHARE CLASS | GBP HEDGED

FACTSHEET | 29 Feb 2024

## KEY FACTS

### Pricing information

Nav price (29 Feb 24) 10.721  
Pricing frequency: Any Business Day

### Fund managers

Manager names: Shayne Dunlap,  
Richard Marshall,  
Oleg Gustap

### Fund facts

Fund size (USD m): 210.6  
Strategy size (USD m): 612.7  
Investment manager: Pacific Asset Management  
Launch date of class: 15 Dec 21  
Launch date of fund: 08 Mar 19  
Fund structure: Irish UCITS  
Fund type: Single Manager  
Share class type: Accumulating  
Currencies available: EUR, GBP, JPY, USD  
Dealing frequency: Any Business Day  
Subscription cut off: Noon the prior day  
Auditors: Deloitte  
Depositary: Citi Depositary Services Ireland  
Administrators: Citibank Europe Plc  
ManCo: Waystone Management Company (IE) Ltd

### Identifiers

ISIN: IE00BM8QTQ29  
Bloomberg: PMAGIPH ID  
SEDOL: BM8QTQ2

### Charges

Initial Charge: None  
AMC:\* 0.75%  
Ongoing Charges Figure: 0.90%  
Performance Fee: 10.00%

### IMPORTANT INFORMATION ON CHARGES

The Ongoing Charges Figure (OCF) is an estimate based on projected expenses and may vary from year to year. An estimate is used in order to provide the figure that will most likely be charged. For more information about charges please see the Key Investor Information Document (KIID) and "Fees and Expenses" of the Funds Prospectus and Supplement. \*Included in the OCF.

### Investment objective

The Funds investment objective is to deliver positive returns over a rolling 12-month period.

### Fund stats

**Number of live trades:** 52 **Ex Ante - Volatility (Ann.):** 3.53%

### Fund manager commentary

February started with the fallout of a US Federal reserve meeting which continued the push back on market expectations of cuts, with Chair Powell stressing that a move lower in March was not "base case." The narrative did not change from any other Fed speaker over the course of the month, and we finished February with the curve pricing in a fraction over the 3 cuts forecast by the Fed's dot plot for 2024. The rest of the month was dominated by robust corporate earnings data out of the US, showing an economy that continues to adapt, grow, and handle higher rates remarkably well. The crowning release being NVIDIA, which managed to exceed the elevated expectations, confirming why the AI miracle has further to run. So good was the earning season that "no landing" headlines are now beginning to appear. Japan joined the UK and Germany in technical recession, however this does not reflect the momentum in some parts of the economy such as wages and labour. No movement in target rates was seen by any G10 central bank, although the RBNZ talked tough on potential hikes going into its meeting but then exhibited little bite, even lowering its inflation forecast. The positioning in rates feels balanced and sensitive to new data or commentary, making for an environment with very fluid price action.

The US 10y closed the month 33.8bps higher and 5s-30s swap was 22.3bps flatter.

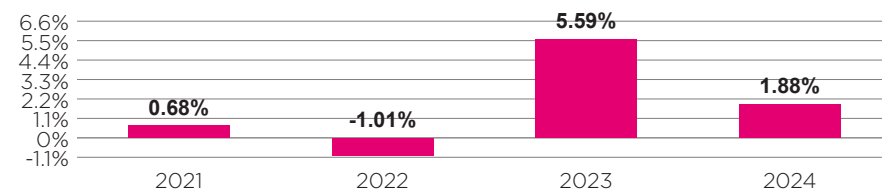
### Performance summary

From 15 Dec 2021 (inception) to 29 Feb 2024 (%)

#### Period returns (%)

Since inception	12 months	6 months	3 months	1 month
7.21	5.91	3.84	1.02	0.95

#### Calendar returns (%)



#### Monthly returns and annualised standard deviation (STD) (%)

	Jan	Feb	Mar	Apr	May	Jun	Jul	Aug	Sep	Oct	Nov	Dec	YTD	STD	
2021													0.68	0.68	0.00
2022	-0.58	0.77	-1.77	1.23	1.93	-1.44	2.75	-4.84	-3.67	1.96	1.63	1.33	-1.01	8.00	
2023	2.12	-0.53	1.87	-0.41	-0.57	-1.32	1.17	1.29	2.29	1.14	-0.64	-0.85	5.59	4.32	
2024	0.92	0.95											1.88	0.05	

#### Year-on-year performance (%)

	28 Feb 2022 to 28 Feb 2023	28 Feb 2023 to 29 Feb 2024
	-	-
	0.36	5.91

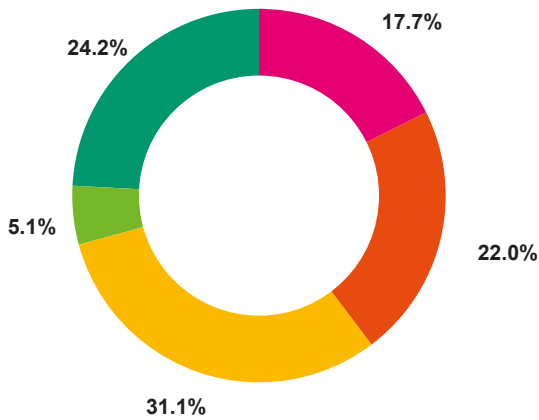
**Past performance is not necessarily a guide to future performance. Performance is shown net of fees.**

Source: Pacific Asset Management as at 29 Feb 2024.

# PORTFOLIO BREAKDOWN

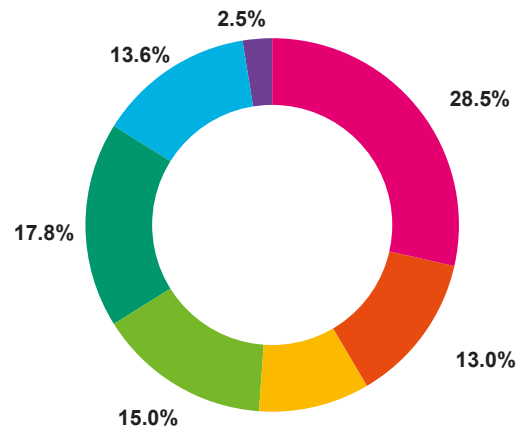
Target P&L as at 29 Feb 2024

## By Liquidity Pool



	No. of trades
North America	11
UK	9
Europe	16
Japan	3
Australasia	13

## By Trade Type



	No. of trades
Curve	12
Duration	7
Inflation	6
Spreads	8
Volatility	10
X Currency	7
FX	2

## Pacific G10 Macro Rates

Other shareclasses available

Share Class	Currency	ISIN	Bloomberg	SEDOL
IP Class Accumulating	EUR	IE00BM8QTP12	PMAEIPH	BM8QTP1
IP Class Accumulating	GBP	IE00BM8QTQ29	PMAGIPH	BM8QTQ2
IP Class Accumulating	USD	IE00BKMDQB94	PMAUIPN	BKMDXL8

## PLEASE GET IN TOUCH



**Pacific Asset Management**  
1 Portland Place  
London, W1B 1PN  
United Kingdom

**Contact us**  
T +44 20 3970 3100  
E info@pacificam.co.uk

**www.pacificam.co.uk**  
For daily updates on this fund  
and more information please  
visit our website

### IMPORTANT INFORMATION - FOR AUTHORISED USE ONLY

This document is issued and approved by Pacific Capital Partners Limited (PCP), which is authorised and regulated by the Financial Conduct Authority. This document is intended primarily for internal use, but may be distributed upon request to investment professionals and exempt investors in accordance with the FSMA 2000 (Promotion of Collective Investment Schemes Exemptions Order 2005) for authorised purposes only. It does not constitute advice, an offer or a recommendation to purchase or sell any financial products and you should not rely on the information in making an investment decision. The information and analysis contained herein are based on sources believed to be reliable. However, we do not guarantee their timeliness, accuracy or completeness, nor do we accept liability for any loss or damage resulting from your use or reliance upon of this document. Any opinions expressed reflect our current judgment at the date of this document and are subject to change without notice. Past performance is not necessarily a guide to future performance. This report is not directed to or intended for distribution to or use by any person or entity in any jurisdiction where such distribution, publication or use would be unlawful. This document may not be reproduced (in whole or in part), transmitted, modified or used for any public or commercial purpose without the prior written permission of PCP. Pacific Asset Management is a trading name of PCP.

Waystone Investment Management (IE) Limited is the European investment distributor and is authorized in Ireland as an investment firm under the Markets in Financial Instruments Directive. Waystone Investment Management (IE) Limited is regulated by the Central Bank of Ireland and acts as a distributor in the European Union under reference number C1011. This document is a marketing communication. It is not a solicitation or an offer to buy or sell the fund and it cannot be considered as a contractually binding document or an information document required by any legislative provision. Please refer to the prospectus, Key Investor Information Document, SFDR disclosure and other legal documentation that can be obtained from www.pacificam.co.uk before making any final investment decisions. A summary of investor rights is also available www.pacificam.co.uk. The management company, Waystone Management Company (Ireland) Ltd., have the right to terminate the arrangements made for the marketing of Pacific AM in certain jurisdictions and to certain investors in accordance with applicable laws and regulations.