

SUSTAINABLE ADVENTUROUS PORTFOLIO

Strategy Sheet

31 DECEMBER 2021

OVERVIEW

Investment objective

The Sustainable Adventurous Growth Portfolio aims to achieve capital growth using sustainable investments, with a bias towards equity market exposure.

Suitability

Designed for investors who seek capital growth over not less than 5 years through investment in a diversified range of ethically screened assets and are prepared to accept the prospect of some short-term capital losses to achieve a high return.

Inception date

17 Jun 2016 *Illustrative past performance based on live portfolio

Asset allocation profile

The portfolio can invest across all asset classes using passive instruments, but it is limited to a maximum equity weighting of 100%.



Benchmarks and Return Objective

ARC Steady Growth | CPI +4%

Risk Profile

The portfolio adopts a higher approach to risk and it is anticipated its volatility will not exceed 100% of global market equity volatility.

CHARGES INFORMATION


DFM	Ongoing Charges Figure	Total Charges*
0.36%	0.66%	1.02%

*Total Charges includes all ongoing fund charges. Total excludes adviser, transaction and platform charges.

PORTFOLIO HOLDINGS OVERVIEW

Current Asset Allocation (%)

Equity	78.4
Fixed Income	16.3
Absolute Return	3.0
Cash	2.2
Total	100.0



FUND HOLDINGS IN DETAIL (%)

Asset Class	Sub Class	%	Holding	%
EQUITIES: 78.4%	Global Equity	33.8	BMO Responsible Global Equity Fund	9.02
			EdenTree Responsible and Sustainable Global Equity Fund	8.98
			Janus Henderson Global Sustainable Equity Fund	6.05
			Pacific Longevity and Social Change Fund	3.75
			Aegon Global Sustainable Equity Fund	3.07
			FP WHEB Sustainability Fund	3.00
			BMO Responsible UK Equity Fund	8.94
	UK Equity	24.8	Liontrust UK Ethical Fund	8.94
			ASI UK Ethical Equity Fund	6.91
			Lyxor Gender Equality ETF	4.94
	Thematic Equity	9.9	L&G Clean Water ETF	2.99
			WisdomTree Battery Solutions ETF Fund	2.02
	Emerging Equity	9.9	RLAM Emerging Markets ESG Leaders Equity Tracker Fund	9.87
Aegon Ethical Corporate Bond Fund			3.07	
FIXED INCOME: 16.3%	Investment Grade Corporate Bonds (Global)	11.2	Liontrust Sustainable Future Corporate Bond Fund	3.05
			Rathbone Ethical Bond Fund	3.05
			RLAM Ethical Bond Fund	2.05
			Investment Grade Corporate Bonds (GBP)	3.1
	Strategic Fixed Income	2.0	EdenTree Responsible and Sustainable Sterling Bond Fund	2.04
ABSOLUTE RETURN: 3.0%	Absolute Return	3.0	BNY Mellon Sustainable Real Return Fund	3.00
CASH: 2.2%	Cash	2.2	Cash	2.20

IDENTIFYING THE BEST SUSTAINABLE INVESTMENTS

Alongside the team's rigorous process to select the best-in-class investment managers, they use two globally recognised frameworks to assess the sustainability credentials of the underlying investments.

GLOBAL SUSTAINABLE INVESTMENT ALLIANCE

The GSIA is globally recognised framework which classifies the universe of sustainable products against a range of sustainable targets. This allows the team to define the nature of our sustainable implementation in the following formats and calculate the percentage of the portfolio covered by a sustainable target.



SUSTAINABLE THEMES



NEGATIVE SCREENING

The exclusion of sectors, companies or practices based on specific criteria.



POSITIVE SCREENING

Investments selected for positive ESG performance relative to peers.



STEWARDSHIP & VOTING

Investment in themes related to sustainability issues.



SUSTAINABLE THEMES

Use of shareholder power to influence corporate behaviour.



IMPACT INVESTING

Investment with the intention to generate social and environmental impact.



ESG INTEGRATION

The explicit inclusion of ESG factors into financial analysis.



NORMS-BASED SCREENING

Screening of investments against minimum standards of business practice.

UN SUSTAINABLE DEVELOPMENT GOALS

The UN Sustainable Development Goals are a collection of 17 interlinked goals designed to be a blueprint to achieve a better and more sustainable future for all. We map our portfolios to real world change which is vital to the future for a peaceful, more equitable world.



PERFORMANCE AND RISK OVERVIEW

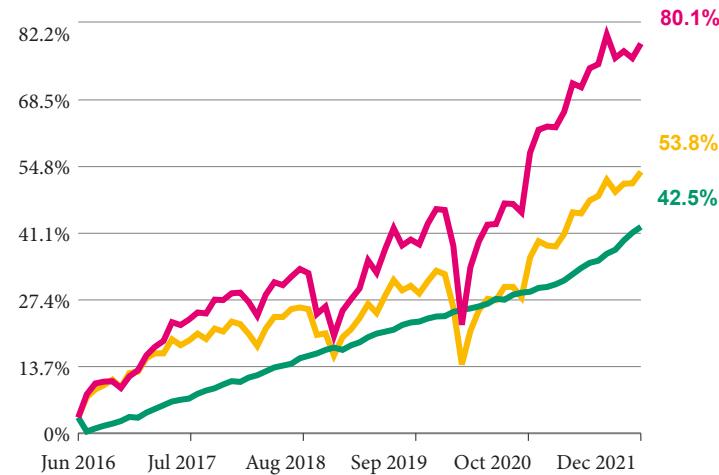
Sustainable Adventurous Portfolio GBP from 17 Jun 2016 to 31 Dec 2021

■ Sustainable Adventurous Portfolio (GBP)

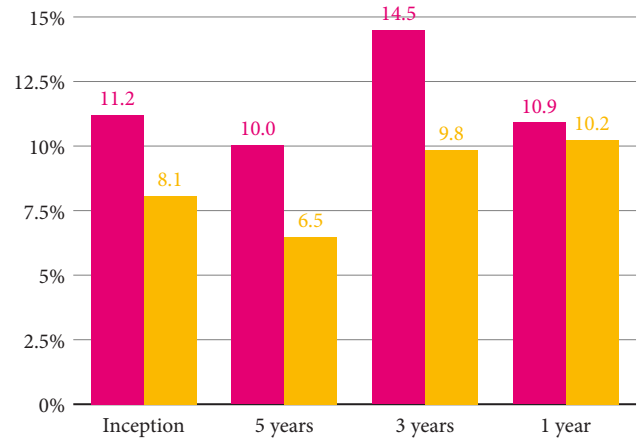
■ ARC Steady Growth

■ CPI +4%

Cumulative Performance (%)



Period Returns (%)



Yearly Returns

	2017	2018	2019	2020	2021
Portfolio	15.3%	-6.8%	21.7%	11.2%	10.9%
ARC	9.4%	-5.6%	15.0%	4.6%	10.8%
CPI +4%	7.1%	6.2%	5.4%	4.7%	8.7%

Performance and Risk Characteristics

	Annualised Compound Rtn (%)	Annualised Volatility (%)	Sharpe Ratio
Portfolio	11.2%	9.7%	1.1
ARC	8.2%	7.5%	1.0
CPI +4%	6.4%	1.1%	-

Year-on-year Performance (%)

	30 Dec 16 to 29 Dec 17	29 Dec 17 to 31 Dec 18	31 Dec 18 to 31 Dec 19	31 Dec 19 to 31 Dec 20	31 Dec 20 to 31 Dec 21
Portfolio	15.3%	-6.8%	21.7%	11.2%	10.9%
ARC	9.4%	-5.6%	15.0%	4.6%	10.8%
CPI +4%	7.1%	6.2%	5.4%	4.7%	8.7%

Important Information

Past performance is not necessarily a guide to future performance. Performance is shown net of fees. Figures quoted on a bid-to-bid basis in Sterling with income reinvested. The value of your investments and the income derived from them can go down as well as up and may be affected by exchange rate fluctuations. You may not get back the original amount you invested. Investors actual returns may differ from the quoted performance data.

Source: Pacific Asset Management and Bloomberg.



WHAT DOES SUSTAINABLE INVESTING MEAN TO PAM?

Sustainable investing is a catch-all term for investing in a way that accounts for being socially responsible and investing ethically while also seeking returns. **At PAM** we use the term sustainable investing to capture the various methods of incorporating concerns around Environmental, Social and Governance (ESG) issues into our investment decision making processes.

A commitment to responsible investing


As a signatory to the UN PRI Principles for Responsible Investment, Pacific Asset Management has publicly stated our support for the better understanding of the investment implications of ESG factors.

As a business we are committed to constantly strive to be a more responsible firm both in how we operate and how we manage our clients' investments.




PLEASE GET IN TOUCH

<p>Pacific Asset Management 1 Portland Place London, W1B 1PN United Kingdom</p>	<p>Contact us T +44 20 3970 3100 E info@pacificam.co.uk</p>	<p>www.pacificam.co.uk For more information, updates and to find out more please visit our website</p>
--	--	---



> MOVE FORWARD

IMPORTANT INFORMATION - FOR AUTHORISED USE ONLY

This document is issued and approved by Pacific Capital Partners Limited (PCP), which is authorised and regulated by the Financial Conduct Authority. This document is intended primarily for internal use, but may be distributed upon request to investment professionals and exempt investors in accordance with the FSMA 2000 (Promotion of Collective Investment Schemes Exemptions Order 2005) for authorised purposes only. It does not constitute advice, an offer or a recommendation to purchase or sell any financial products and you should not rely on the information in making an investment decision. The information and analysis contained herein are based on sources believed to be reliable. However, we do not guarantee their timeliness, accuracy or completeness, nor do we accept liability for any loss or damage resulting from your use or reliance upon this document. Any opinions expressed reflect our current judgment at the date of this document and are subject to change without notice. Past performance is not necessarily a guide to future performance. This report is not directed to or intended for distribution to or use by any person or entity in any jurisdiction where such distribution, publication or use would be unlawful. This document may not be reproduced (in whole or in part), transmitted, modified or used for any public or commercial purpose without the prior written permission of PCP. Pacific Asset Management is a trading name of PCP.