

## PACIFIC MPS SOLUTIONS

# ADVENTUROUS GROWTH PORTFOLIO

Strategy Sheet (GBP)

**THE ISHARES EDITION**

**31 MARCH 2021**

## OVERVIEW

### Investment objective

The Adventurous Growth Portfolio aims to achieve capital growth, with a bias towards equity market exposure.

### Suitability

Designed for investors who seek investment growth over not less than 5 years and who are prepared to accept the possibility of larger short-term capital losses to achieve strong market returns.

### Inception date

31 Dec 2003

### Asset allocation profile

Invests across all asset classes and its maximum equity weighting could be as high as 100%, including exposure to higher risk sectors,

### Risk profile

The portfolio adopts a higher approach to risk and it is anticipated its volatility will not exceed 100% of global market equity volatility.

### Benchmarks and Return Objective

ARC Equity Risk | CPI +4%

## CHARGES INFORMATION

### Ongoing Charges Figure\*

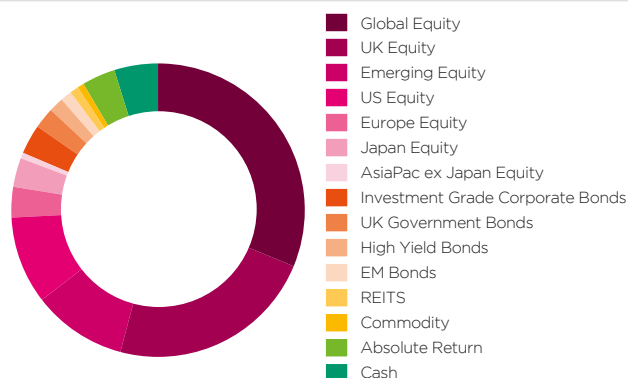
**0.73%**

\*Ongoing fund charges figure excludes transaction costs, platform and adviser charges.

## PORTFOLIO HOLDINGS OVERVIEW

### Current Asset Allocation (%)

Equity	81.4
Fixed Income	8.4
Alternatives	1.7
Diversifying Assets	3.7
Cash	4.8
<b>Total</b>	<b>100.0</b>



### Please note:

The full look through allocation shows the combined weightings for the Efficient and Dynamic Strategies.

### Fund Holdings in Detail

Sector	Security Name	Currency	Weightings
Dynamic Overlay Strategy	Pacific Multi Asset Plus GBP A Overlay	GBP	50.0%
Global Equity	iShares Developed World Index Fund D GBP	GBP	26.1%
UK Equity	iShares UK Equity Index Fund (UK)	GBP	11.3%
Emerging Equity	iShares Emerging Markets Equity Index Fund UK D GBP	GBP	4.7%
Investment Grade Corp. Bonds	iShares UK Corporate Bond Index Fund (UK)	GBP	3.5%
UK Government Bonds	iShares UK Gilts All Stocks Index Fund (UK)	GBP	1.8%
UK Government Bonds	iShares Index Linked Gilt Index Fund UK	GBP	0.8%
Sterling Cash	Sterling Cash	GBP	2.0%
<b>Total</b>			<b>100.0%</b>

## FULL LOOK THROUGH HOLDINGS (%)

The full look through allocation shows the combined holdings and weightings for the Dynamic and Efficient strategies. The Dynamic exposure is actively managed, investing across passive, active, direct and factor strategies.

Asset Class	Sub Class	%	Holding	%	Access	Strategy
EQUITIES: 81.4%	Global Equity	31.2	iShares Developed World Index Fund D GBP	26.23	Passive	Efficient
			ishares Edge MSCI World Value	4.68	Factor	Dynamic
			iShares Gold Producers UCITS ETF	0.33	Passive	Dynamic
	UK Equity	22.9	iShares UK Equity Index Fund (UK)	11.59	Passive	Efficient
			ishares Core FTSE 100	7.69	Passive	Dynamic
			Jupiter UK Special Sit-I Acc	3.62	Active	Dynamic
	Emerging Equity	10.4	iShares Emerging Markets Equity Index Fund UK D GBP	4.35	Passive	Efficient
			Pacific North of South EM All Cap	2.96	Active	Dynamic
			ishares Core EM Imi Acc	1.31	Passive	Dynamic
			Powershares FTSE Rafi Emerging	1.21	Factor	Dynamic
	US Equity	9.7	iShares EDGE MSCI Emerging Market Value UCITS ETF	0.56	Passive	Dynamic
			iShares Edge MSCI USA Value	5.17	Factor	Dynamic
			Vanguard S&P 500 UCITS ETF	3.49	Passive	Dynamic
			SPDR US Dividend Aristocrats UCITS ETF	0.51	Factor	Dynamic
	Europe Equity	3.4	Xtrackers S&P 500 Equal Weight	0.49	Factor	Dynamic
			ishares edge MSCI Erp Value	1.83	Factor	Dynamic
			Vanguard FTSE Dev Eurp Ex UK	1.53	Passive	Dynamic
Japan Equity	3.2	Vanguard FTSE Japan UCITS	2.91	Passive	Dynamic	
		AVI Japan Opportunity Trust	0.29	Active	Dynamic	
AsiaPac ex Japan Equity	0.6	ishares Core MSCI Pacif X-Jp	0.64	Passive	Dynamic	
FIXED INCOME: 8.4%	Investment Grade Corporate Bonds (GBP)	3.3	iShares UK Corporate Bond Index Fund (UK)	3.25	Passive	Efficient
	UK Government Bonds	2.3	iShares UK Gilts All Stocks Index Fund (UK)	1.61	Passive	Efficient
			iShares Index Linked Gilt Index Fund UK	0.70	Passive	Efficient
	High Yield Bonds	1.6	PIMCO Global High Yield	0.83	Active	Dynamic
			AQR Style Premia High Yield Credit	0.80	Active	Dynamic
	EM Bonds	1.2	Xtrackers II USD EM Bond UCITS ETF	0.85	Factor	Dynamic
		L&G Emerging Market Government Bond (Local Currency) Index Fund	0.39	Passive	Dynamic	
ALTERNATIVES: 1.7%	REITS	1.0	iShares Global Property Securities Equity	0.96	Passive	Dynamic
	Commodity	0.7	iShares Physical Gold ETC	0.72	Passive	Dynamic
DIVERSIFYING ASSETS: 3.7%	Absolute Return	2.7	Pacific GIO Macro Rates	1.22	Active	Dynamic
			GMO SGM Major Markets	0.89	Active	Dynamic
			AQR Style Premia UCITS	0.50	Active	Dynamic
			GAM Star Global Rates Inc - GBP	0.13	Active	Dynamic
	Diversifying Risk Assets	0.9	FX Carry Factor	0.32	Direct	Dynamic
			FX Value Factor	0.32	Direct	Dynamic
CASH: 4.8%	Cash	4.8	Rates FRB Factor	0.30	Direct	Dynamic
			Cash	4.82	Direct	

Source: Pacific Asset Management. Holdings and allocations are subject to change. Totals may not sum to 100% due to rounding.

## PERFORMANCE AND RISK OVERVIEW

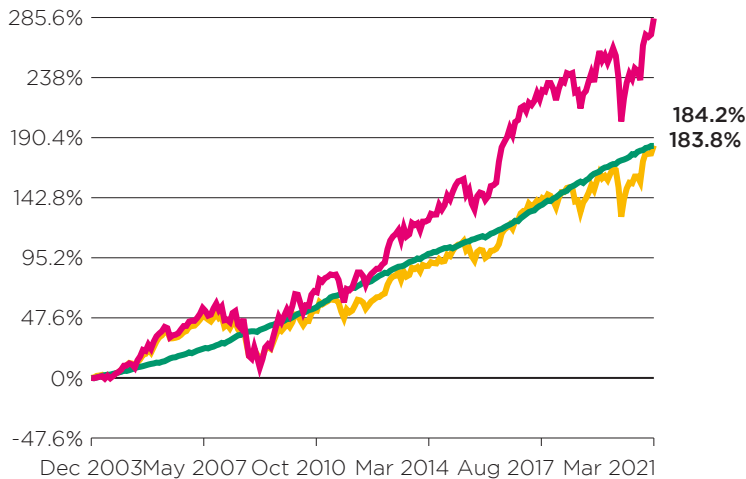
Adventurous Portfolio GBP from 31 Dec 2003 to 31 Mar 2021

Adventurous Portfolio GBP

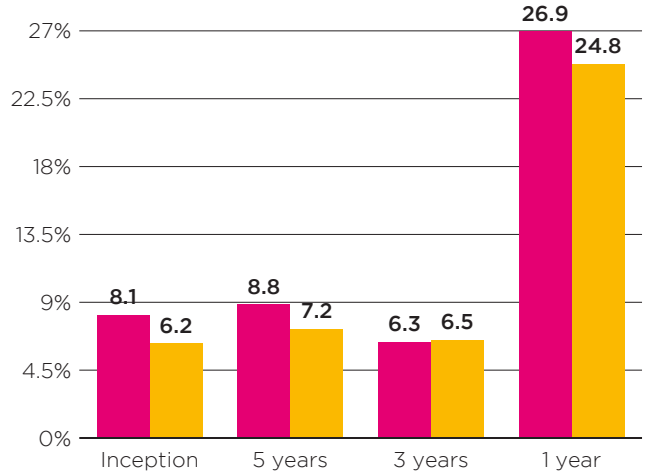
ARC Steady Growth

CPI +4

### Cumulative Performance (%)



### Period Returns (%)



### Yearly Returns

	2014	2015	2016	2017	2018	2019	2020	2021
Portfolio	8.5%	2.0%	23.1%	10.2%	-6.1%	15.2%	2.9%	3.5%
ARC	4.7%	2.3%	11.6%	9.4%	-5.6%	15.0%	4.6%	2.1%
CPI +4	4.6%	4.3%	5.7%	7.1%	6.2%	5.4%	4.7%	0.6%

### Performance and Risk Characteristics

	Annualised Compound Rtn (%)	Annualised Volatility (%)	Sharpe Ratio
Portfolio	8.1%	11.6%	0.6
ARC	6.2%	8.3%	0.5
CPI +4	6.2%	1.3%	3.4

### Year-on-year Performance (%)

	31 Mar 16 to 31 Mar 17	31 Mar 17 to 29 Mar 18	29 Mar 18 to 29 Mar 19	29 Mar 19 to 31 Mar 20	31 Mar 20 to 31 Mar 21
Portfolio	25.1%	1.5%	4.6%	-9.4%	26.9%
ARC	15.8%	1.3%	4.8%	-7.7%	24.8%
CPI +4	6.5%	6.1%	6.5%	5.6%	4.2%

Source: Pacific Asset Management and Bloomberg.

### Important Information

Please note this analysis contains simulated data and does not represent actual performance or risk characteristics achieved by investors. Past performance is not necessarily a guide to future performance. From 31 Dec 2003 to 1 Feb 2017 performance is shown gross of fees and may be subject to small discrepancies in data due to rounding, interest rate calculations, monthly vs daily pricing and approximate fx hedging. From the 1 Feb 2017 to date the actual performance is shown net of fees.

## PLEASE GET IN TOUCH



**PACIFIC ASSET MANAGEMENT**  
1 Portland Place,  
London, W1B 1PN  
**T +44 20 3970 3100**  
**E info@pacificam.co.uk**  
**www.pacificam.co.uk**

## 5 STAR DEFAQTO RATED

Pacific Asset Management has received the highest possible rating from Defaqto for 2021, meaning it is considered to be one of the highest quality MPS offerings on the market.



### IMPORTANT INFORMATION - FOR AUTHORISED USE ONLY

This document is issued and approved by Pacific Capital Partners Limited (PCP), which is authorised and regulated by the Financial Conduct Authority. This document is intended primarily for internal use, but may be distributed upon request to investment professionals and exempt investors in accordance with the FSMA 2000 (Promotion of Collective Investment Schemes Exemptions Order 2005) for authorised purposes only. It does not constitute advice, an offer or a recommendation to purchase or sell any financial products and you should not rely on the information in making an investment decision. The information and analysis contained herein are based on sources believed to be reliable. However, we do not guarantee their timeliness, accuracy or completeness, nor do we accept liability for any loss or damage resulting from your use or reliance upon of this document. Any opinions expressed reflect our current judgment at the date of this document and are subject to change without notice. Past performance is not necessarily a guide to future performance. This report is not directed to or intended for distribution to or use by any person or entity in any jurisdiction where such distribution, publication or use would be unlawful. This document may not be reproduced (in whole or in part), transmitted, modified or used for any public or commercial purpose without the prior written permission of PCP. Pacific Asset Management is a trading name of PCP.