

PACIFIC MULTI-ASSET ACCUMULATOR RANGE

PLUS FUND | GBP A SHARE CLASS | GBP



FACTSHEET | 31 Mar 2025

KEY FACTS

Volatility range

11.25% to 13.75%¹

1. There is no guarantee that targets will be met.

Fund managers

Manager names: Will Bartleet,
Louis Cucciniello,
Will Thompson

Pricing and AUM information

Nav price (31 Mar 25): 13.15
Pricing frequency: Any Business Day
Fund AUM: GBP 340.0m

Fund facts

Investment manager: Pacific Asset
Management

Launch date of fund: 19 Jan 17

Launch date of class: 21 Jun 18

Fund structure: Irish UCITS

Fund type: Multi Asset

Base currency: GBP

Currencies available: AUD, CHF, EUR,
GBP, ILS
SGD, USD

Other currencies available on request

IA sector: Flexible
Investment

Dealing frequency: Any Business Day

Subscription cut off: 10am Irish Time

ISA eligible: Yes

Auditors: Deloitte

Depository: Citi Depository
Services Ireland

Identifiers

ISIN: IE00BD6DGC75

Bloomberg: PPLGANU ID

Charges

Initial Charge: NIL

AMC:* 0.95%

Ongoing Charges Figure: 1.2%

IMPORTANT INFORMATION ON CHARGES

The Ongoing Charges Figure (OCF) is an estimate based on projected expenses and may vary from year to year. An estimate is used in order to provide the figure that will most likely be charged. For more information about charges please see the Key Investor Information Document (KIID) and "Fees and Expenses" of the Funds Prospectus and Supplement. *Included in the OCF.

Investment objective

The Funds investment objective is to provide capital growth over the long term whilst attempting to limit the risk of capital loss, the Fund will have the majority of assets invested in equity markets.

Fund manager commentary

Following a strong start to the year, equities gave back some of their gains in February. Growing uncertainty regarding US trade policy and weakening consumer sentiment contributed to the S&P 500 falling 1.3% in US Dollars last month. Meanwhile, the Dollar was also under pressure as the market reassessed the probability of further rate cuts from the Federal Reserve.

Looking outside of the US, we saw European equities outperform - up 3.5% last month - on a combination of cheap valuations and improving sentiment. Our allocation to European equities was a positive contributor to performance. We also benefited from the relative outperformance in European value stocks, with our holding in the iShares Edge MSCI Europe Value Factor fund which returned 5.4% last month as investors looked for opportunities beyond the US and richly valued, growth-focused equities.

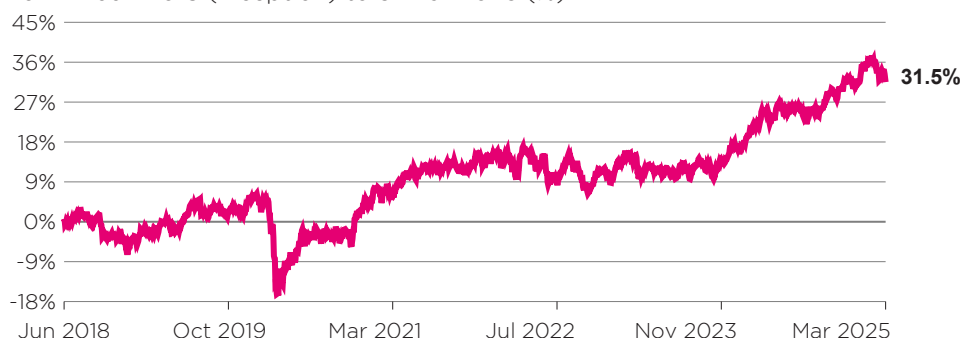
Fresh stimulus plans from policymakers in China, with a focus on the Chinese consumer, saw equities rally 10%, and this positive momentum contributed to another strong month for our allocation to Chinese Technology companies. Despite being up 17% last month, these companies still trade at a discount to their US peers.

In Fixed Income, our allocation to US TIPS benefited from investor concerns over US growth last month. Within credit markets, whilst we had some moderate widening in spreads, all-in yields remain high and our allocation to Investment Grade corporate bonds were additive to performance.

Finally, our diversifying assets once again generated positive returns that are uncorrelated to equities and bonds. Both the AQR Style Premia and Managed Futures funds, which invest across equities, fixed income, Commodities and FX, were up 6.1% and 3.4% respectively.

Fund performance

From 21 Jun 2018 (inception) to 31 Mar 2025 (%)



Year-on-year performance

As at 31 Mar 2025 (%)

31 Mar 2020 to 31 Mar 2021	31 Mar 2021 to 31 Mar 2022	31 Mar 2022 to 31 Mar 2023	31 Mar 2023 to 28 Mar 2024	28 Mar 2024 to 31 Mar 2025
23.43	7.12	-4.14	12.42	4.86

Period returns

From 21 Jun 2018 (inception) to 31 Mar 2025 (%)

	Jan	Feb	Mar	Apr	May	Jun	Jul	Aug	Sep	Oct	Nov	Dec	Year
2018						0.00	1.94	-1.07	0.60	-4.30	0.15	-3.61	-6.26
2019	3.24	0.21	1.52	1.39	-1.95	3.95	2.82	-2.51	1.21	-1.36	0.90	1.52	11.25
2020	-2.05	-4.81	-9.48	4.19	3.10	1.95	-1.38	1.95	-0.65	-1.95	7.83	2.31	-0.14
2021	0.10	0.67	3.53	2.05	0.45	0.61	-0.34	1.44	-1.02	0.41	-0.35	2.54	10.47
2022	-0.88	-0.66	2.74	-1.28	-0.06	-4.62	2.58	-0.17	-4.18	0.94	3.26	-1.71	-4.30
2023	3.16	-0.16	-1.61	0.47	-1.64	1.01	1.63	-0.67	0.61	-2.79	3.12	3.96	7.05
2024	0.01	2.88	3.44	-1.55	0.72	1.02	0.21	-0.29	1.35	0.52	3.07	-0.73	11.02
2025	4.08	-0.49	-2.95										0.51

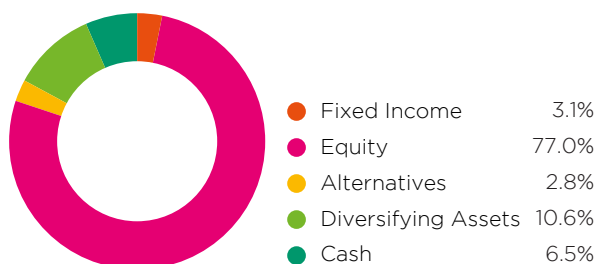
Past performance is not necessarily a guide to future performance. Performance is shown net of fees.

Source: Pacific Asset Management as at 31 Mar 2025.

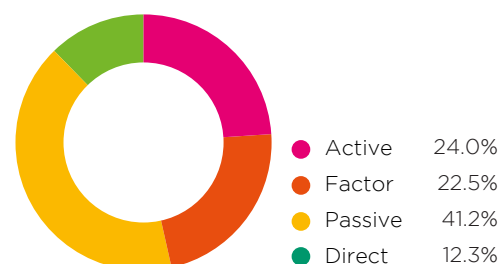
PORTFOLIO BREAKDOWN

Asset classes: 5
Sub classes: 13
Holdings: 37
Access types: 4
All holdings data
as at 31 Mar 2025

Asset allocation



Access type



Asset Class	Sub Class	%	Holding	%	Access
FIXED INCOME: 3.1%	IG Corporate Bonds (Global)	3.1	Xtrackers USD Corporate Bond ETF	2.44	Passive
			Pacific Coolabah Global Active Credit	0.70	Active
EQUITY: 77.0%	UK Equity	20.5	iShares Core FTSE 100	16.83	Passive
			Caledonia Investments PLC	2.60	Active
			Vanguard FTSE 250 ETF	1.09	Passive
	US Equity	16.5	SPDR S&P 500 ETF	8.52	Passive
			Pacific North American Opportunities	3.54	Active
			iShares Edge MSCI USA Value Factor	3.07	Factor
			Xtrackers S&P 500 Equal Weight	1.41	Factor
			iShares Edge MSCI World Value Factor	9.13	Factor
	Global Equity	15.4	RIT Capital Partners	3.50	Active
			Pacific Global All Cap Opportunities Fund	1.48	Active
			SPDR MSCI World Utilities	0.62	Factor
			SPDR MSCI World Consumer Staples	0.37	Factor
			SPDR MSCI World Health Care	0.33	Factor
	Europe Equity	11.4	iShares Edge MSCI Europe Value Factor	7.60	Factor
			Vanguard FTSE Dev Eurp Ex UK	3.76	Passive
	Emerging Equity	9.8	Pacific North of South EM All Cap	4.35	Active
			Pacific North of South EM Income Opportunities	2.80	Active
	Japan Equity	2.3	HSBC Hang Seng Tech UCITS ETF	2.63	Passive
	AsiaPac ex Japan Equity	1.1	Vanguard FTSE Japan UCITS	2.25	Passive
ALTERNATIVES: 2.8%	REITS	2.8	Legal and General Pacific Ex Japan ETF	1.08	Passive
			iShares UK Property ETF	2.03	Passive
DIVERSIFYING ASSETS: 10.6%	Diversifying Risk Assets	6.4	iShares Environment & Low Carbon Tilt Real Estate Fund	0.58	Passive
			Riverstone Energy Ltd	0.15	Direct
			PAM Rates 2s10s Steepener	2.77	Direct
			FX Value Factor	0.78	Direct
			Rates Momentum Factor	0.75	Direct
			Rates Carry Factor	0.72	Direct
			FX Carry Factor	0.72	Direct
			Rates FRB Factor	0.69	Direct
			AQR Style Premia UCITS	1.58	Active
			AQR Managed Futures UCITS	1.53	Active
CASH: 6.5%	Cash	6.5	Pacific GIO Macro Rates	0.93	Active
			Index Offsets	0.11	Direct
			Cash	5.59	Direct
			HSBC Global Liquidity Funds - Sterling Liquidity Fund	0.95	Active

PLEASE GET IN TOUCH



Pacific Asset Management
74 Wigmore Street,
London, W1U 2SQ
United Kingdom

Contact us
T +44 20 3970 3100
E info@pacificam.co.uk

www.pacificam.co.uk
For daily updates on this fund
and more information please
visit our website

IMPORTANT INFORMATION - FOR AUTHORISED USE ONLY

This document is issued and approved by Pacific Capital Partners Limited (PCP), which is authorised and regulated by the Financial Conduct Authority. This document is intended primarily for internal use, but may be distributed upon request to investment professionals and exempt investors in accordance with the FSMA 2000 (Promotion of Collective Investment Schemes Exemptions Order 2005) for authorised purposes only. It does not constitute advice, an offer or a recommendation to purchase or sell any financial products and you should not rely on the information in making an investment decision. The information and analysis contained herein are based on sources believed to be reliable. However, we do not guarantee their timeliness, accuracy or completeness, nor do we accept liability for any loss or damage resulting from your use or reliance upon of this document. Any opinions expressed reflect our current judgment at the date of this document and are subject to change without notice. Past performance is not necessarily a guide to future performance. This report is not directed to or intended for distribution to or use by any person or entity in any jurisdiction where such distribution, publication or use would be unlawful. This document may not be reproduced (in whole or in part), transmitted, modified or used for any public or commercial purpose without the prior written permission of PCP. Pacific Asset Management is a trading name of PCP.